



STARK
High School

2022 - 2023
ANNUAL REPORT



SOAR into your future at
STARK High School

Vision Statement

To educate, engage and inspire students in a learning environment that models the values of integrity, teamwork, perseverance and personal responsibility, and where respect is the foundation of productive relationships, such that each graduate possesses the knowledge and character to meet the challenges of learning, working and living in the 21st Century.

The School will provide a comprehensive, positive educational experience that will impart to each student the knowledge, desire, and confidence needed to succeed in reaching his/her goals. The School will strive to motivate, teach, and guide each student through his/her educational growth and development. This will be accomplished by emphasizing the development of both cognitive and social skills. Stark High School offers a safe, secure, clean environment, and researched field-tested educational programs that have proven very successful in educating at-risk students.

Sponsor Statement

Sponsor Statement: Ohio Council of Community Schools (OCCS) uses various methods to evaluate the school's performance including published tests and other academic scores such as the Department of Education and Workforce Local Report Card and supporting data. OCCS regional representatives visit our partner schools regularly ensuring compliance with federal, state, and contractual requirements. The results of this monitoring for the 2022-2023 school year are published in the 2022-2023 Ohio Council of Community Schools Annual Report, available after November 30 at www.ohioschools.org



Mission Statement

To provide students the academic and life skills needed for post-graduation success by incorporating research-based best practices in an innovative and safe learning environment.

This mission will be served by providing the School's students with a personalized academic plan including post-secondary exploration implemented in an environment that is responsive to its students' needs, and by providing an educational experience that leads to a high school diploma (not a GED) and post-secondary success.




School Administration



Carly Hart
Administrator
Stark High School
1379 Garfield Avenue SW - Suite B
Canton, Ohio 44706

School Board

- Dana Gammill**
Missing Position
- John Maarschalk**
Missing Position
- Norma LaFromboise**
Missing Position
- Anthony Lombardi, Jr.**
Missing Position
- Terry McCullough**
Missing Position



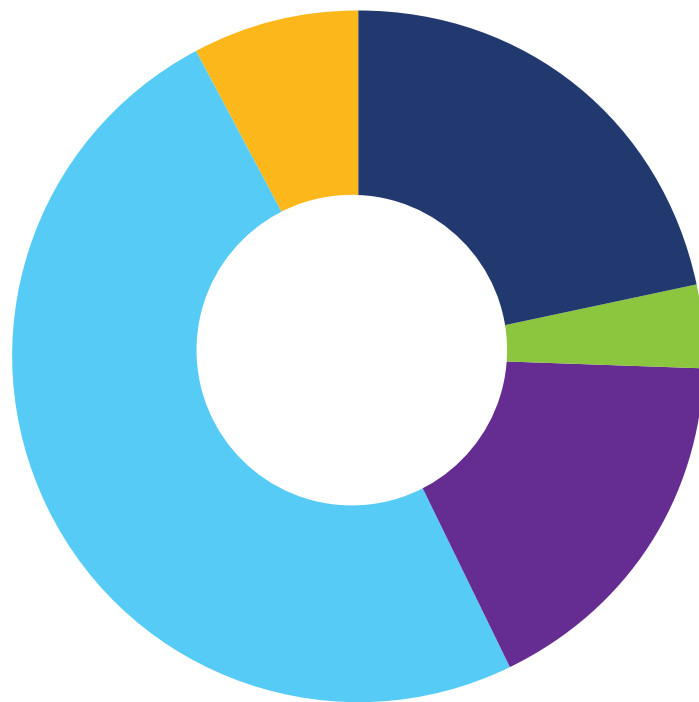
Financial Statement

FTE:.....	117.10
Total Operating Revenues:.....	\$1,754,717
Total Operating Expenditures:	\$1,715,503
Total Federal Grants:.....	\$391,216
Total Assets:	\$764,644
Total Liabilities:	\$24,249

*Presentation Excludes GASB 68
Amounts Obtained From June 30, 2023 Board Financial Reports- Unaudited*

Demographics

Chart



Demographic Categories	Number of Students	%
● African American	23	21.90
● Asian/Pac. Islander	0	0
● Hispanic	4	3.81
● American Indian/Native Alaskan	0	0
● Multiracial	18	17.14
● White, Non-Hispanic	52	49.52
● Not Specified	8	8.4

Attendance

Rate

64.0%

School

Achievement

Highlights

School Achievement Highlights

Stark High School students are on the road to success through self-paced academics and career-based programming. Culinary Arts, business and manufacturing credentials place these students on the top of list for success beyond high school.

Community Service Projects

The school promotes social awareness while instilling the mentality of empathy among students by participating in various community service projects. This year, culinary arts students planned, prepared, cooked and served meals at HOT Homeless Shelter on a weekly basis. Stark students also volunteered quarterly at the Akron Food Bank.

School Events

Stark engages stakeholders and elevates the experience for students by sponsoring the following annual events:

- The Amazing Shake Competition
- Pancakes with Parents
- Fall Fest-Title 1
- Literacy Night- Coffee Talk
- Fall College and Career Fair
- Spring College and Career Fair
- Community Resource Fair
- Community Coalition Meeting-Fall
- Kent Stark College visit
- Stark State College visit
- Food Truck -Culinary
- Family Skate Night
- Family Laser Quest Night
- Fall Homecoming
- Winter Formal
- Prom
- Student Awards Banquet/ End of Year Cookout
- Graduation

Positive School Culture

Providing a strong foundation for success, positive school culture sets the tone for student excellence. Stark High School



has implemented several programs designed to promote a positive climate. The Ron Clark Academy House System was successfully implemented, and the guidelines for success were incorporated into all aspects academics and operations.

Community Partners

Stark High School forges positive community partnerships to create strong relationships and additional wrap-around services for students and families. A comprehensive list of school partnerships is as follows:

- Taking the Crown Mentoring
- Salvation Army
- Akron Food Bank Ohio Means Jobs
- Hannah's House
- Pro Cuts Barber
- Chick-fil-a
- YMCA
- JOGS

Academic Goals

By 06/30/2026, the school will demonstrate an overall increase in achievement with 40% of students earning 18 EOC points, as measured by the State Report Card - Achievement Component.

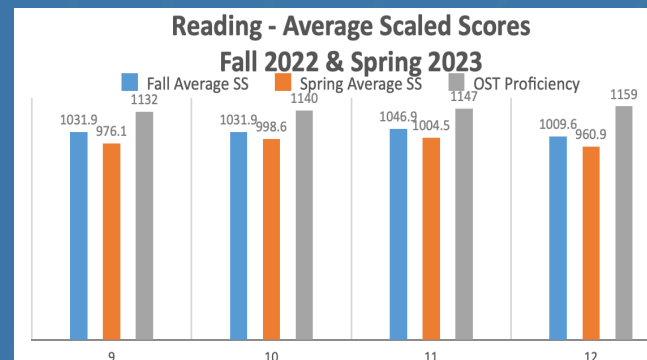
By 06/30/2026, the school will improve the performance of students by demonstrating an overall increase to 80 % in attendance, as measured by the State Report Card.

By 06/30/2026, the school will improve the graduation rate of students by demonstrating an overall increase to 50 %, as measured by the State Report Card - Graduation Rate

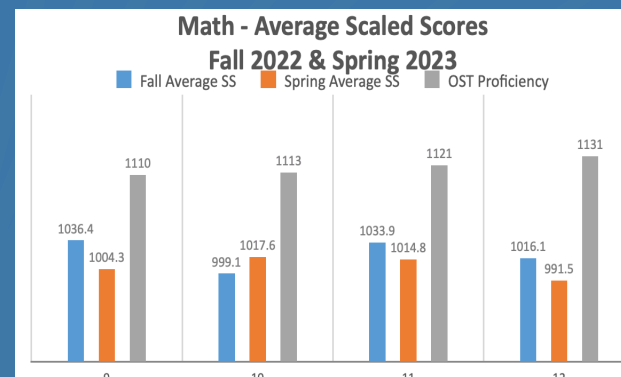
Using State Report Card - Achievement Component, students attending The Dayton School will demonstrate an overall increase to 40 % in English Language Arts by 06/30/2026.

Academic Testing

Stark	Fall	Spring	
Reading	Average SS	Average SS	OST Proficiency
9	1036.4	1004.3	1110
10	999.1	1017.6	1113
11	1033.9	1014.8	1121
12	1016.1	991.5	1131



Stark	Fall	Spring	
Math	Average SS	Average SS	OST Proficiency
9	1036.4	976.1	1132
10	999.1	998.6	1140
11	1033.9	1004.5	1147
12	1016.1	960.9	1159



State Report Card

Ohio School Report Cards

Stark High School School at a glance

2022 - 2023 Report Card for Stark High School

Schools that receive the dropout prevention and recovery report card receive ratings for up to eight measures and four components.

Achievement Component
The Achievement component, previously called the High School Test Passage Rate component, represents the number of students who meet applicable criteria on assessments that are required for graduation.

Progress
The Progress component looks closely at the growth all students are making during the school year.

Gap Closing
This component shows how well schools are improving or meeting the performance expectations for all students in English language arts, math, graduation, and English language proficiency.

Graduation Rate
The Graduation Rate component looks at the percent of students who are successfully finishing high school with a diploma in four, five, six, seven or eight years.

Graduation Rates
A Graduation rate is not calculated if there are not at least 10 students in the graduating class

- 18.9% of students graduated in 4 years
- 18.5% of students graduated in 5 years
- 15.5% of students graduated in 6 years
- 17.1% of students graduated in 7 years
- 15.2% of students graduated in 8 years
- 17.0% is the weighted average of all graduation rates.

✗
Does Not Meet Standards
Rating

✓
Meets Standards
Rating

✓
Meets Standards
Rating

✓
Meets Standards
Rating

✓
Meets Standards
Rating

✓
Meets Standards
Rating

✓
Meets Standards
Rating

✓
Meets Standards
Rating





1379 Garfield Avenue SW - Suite B
Canton, Ohio 44706
234-214-4140

www.starkcchs.edu.org

 @starkcchs